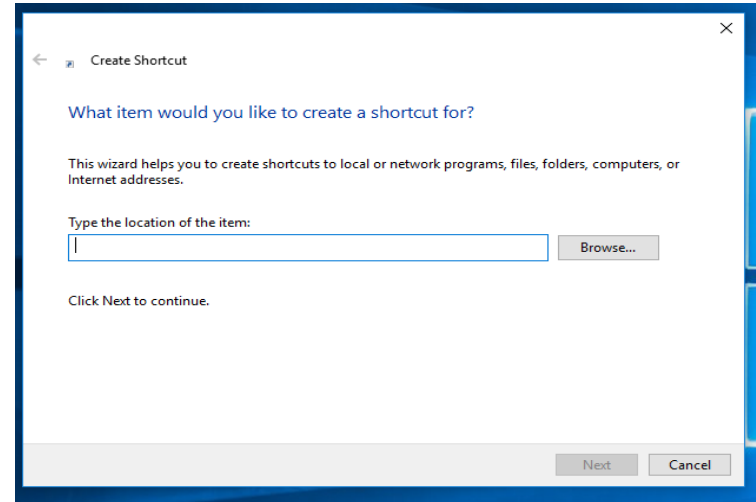


How to add the Welcome Home information site to your desktop / laptop / WoW

1. Right click on your desktop and scroll down to New

2. Then click on Shortcut

3. You will see this screen

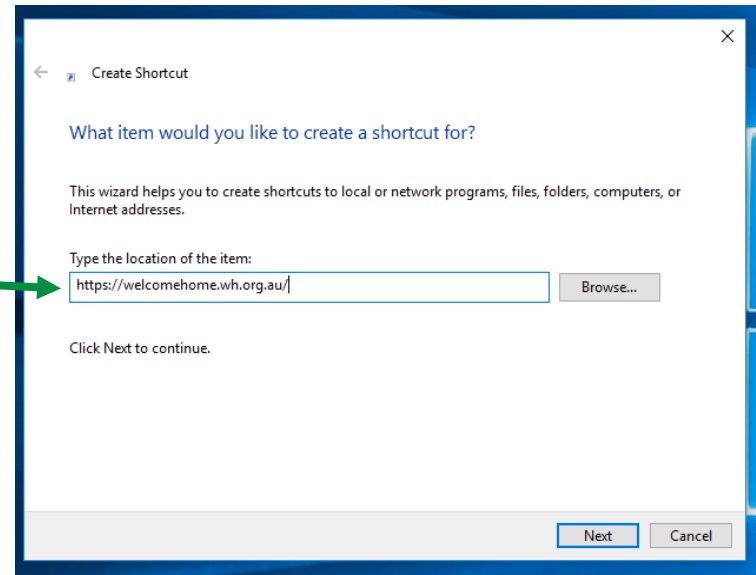


4. Open the Welcome Home information site by [clicking here.](https://welcomehome.wh.org.au/)

5. Copy the URL from the address bar



6. Paste the URL into the screen on your desktop

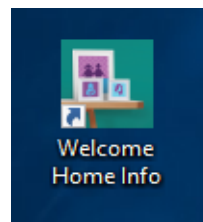


7. Click Next

8. Rename the shortcut to Welcome Home Info

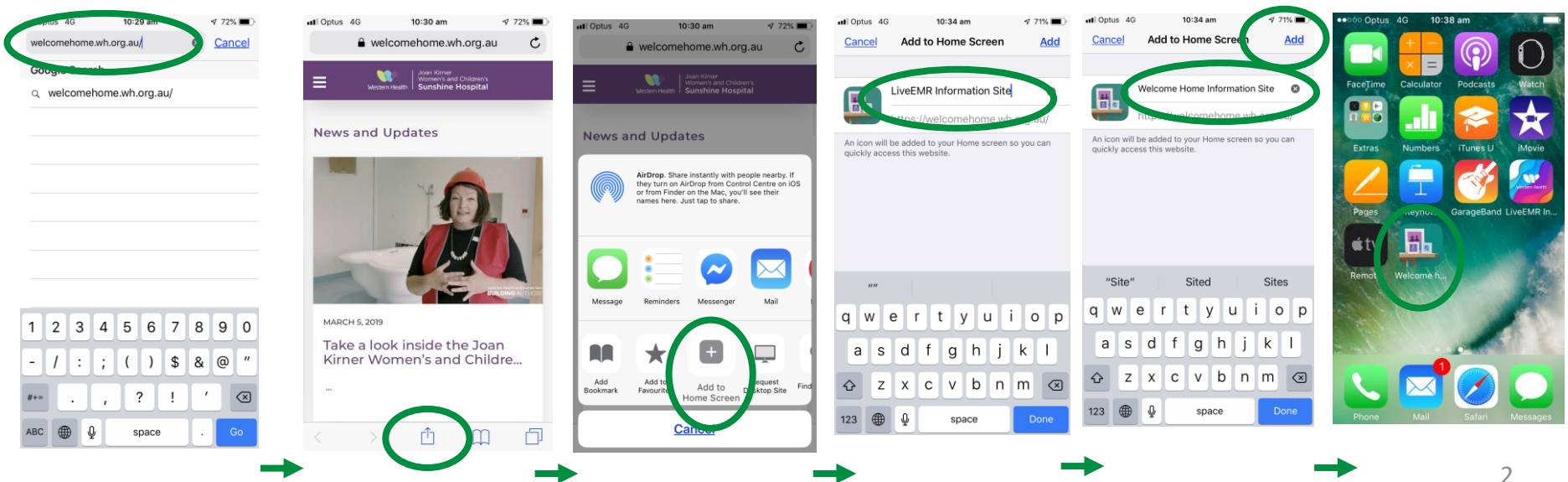
9. Click Finish to create the Shortcut

10. The icon will now appear on your desktop/laptop screen and you can click on it at any time.



How to add the Welcome Home information site to your iPhone

1. Type <https://welcomehome.wh.org.au/> into the address bar on your phone's browser. Or follow this [link](#).
2. The site will come up. Click on the button in the middle of the base of the screen.
3. Click on Add to Home Screen
4. If you previously downloaded the LiveEMR information site, these words may appear in the name space. Please delete **LiveEMR information site** and type **Welcome Home information site**.
4. Click on Add
5. The icon will appear on your home screen - The icon will appear on your home screen – YOU'RE GOOD TO GO!



How to add the Welcome Home information site to your Samsung phone

1. Type the full address <https://welcomehome.wh.org.au/> into your phone's internet search engine
2. The site will come up. Click on the three dots in the top right hand corner - as shown below
3. Click on Add to Home Screen
4. Click on Add
5. Then again, click Add
6. The icon will appear on your home screen – YOU'RE GOOD TO GO!

